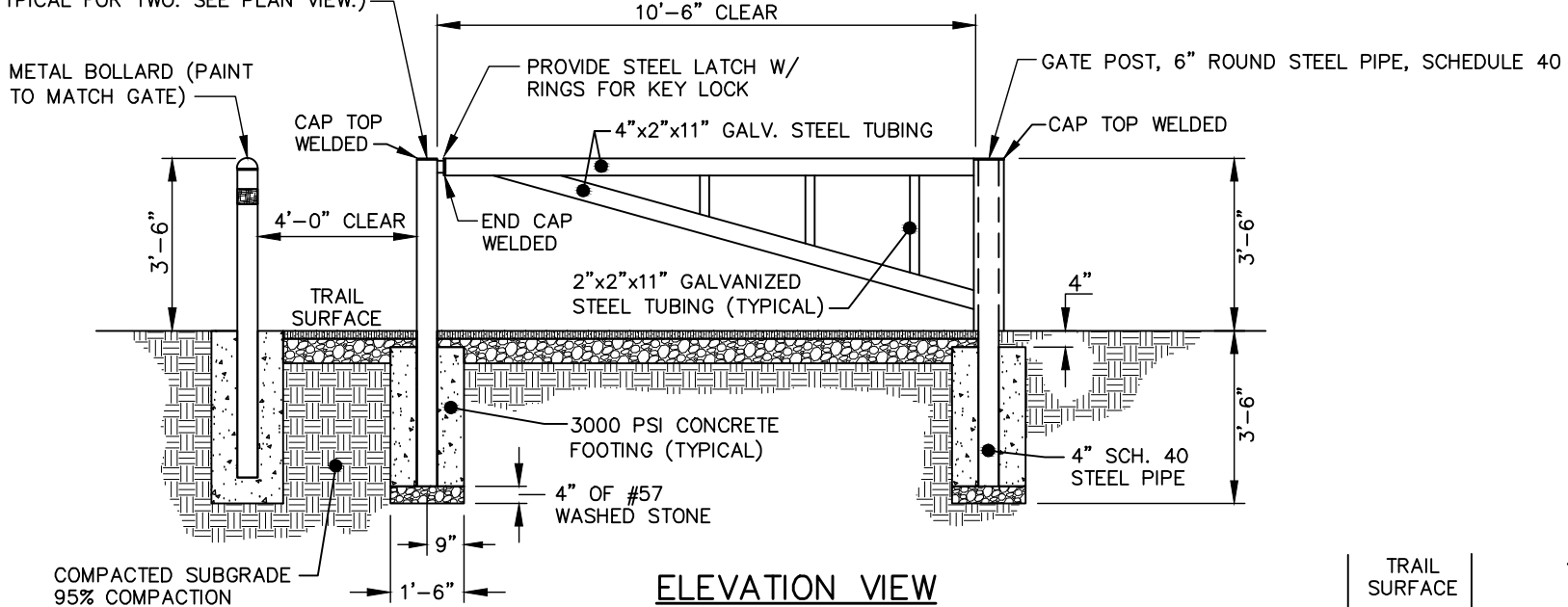


ANCHOR POST: 4"x2"x11" GALVANIZED TUBING
(TYPICAL FOR TWO. SEE PLAN VIEW.)

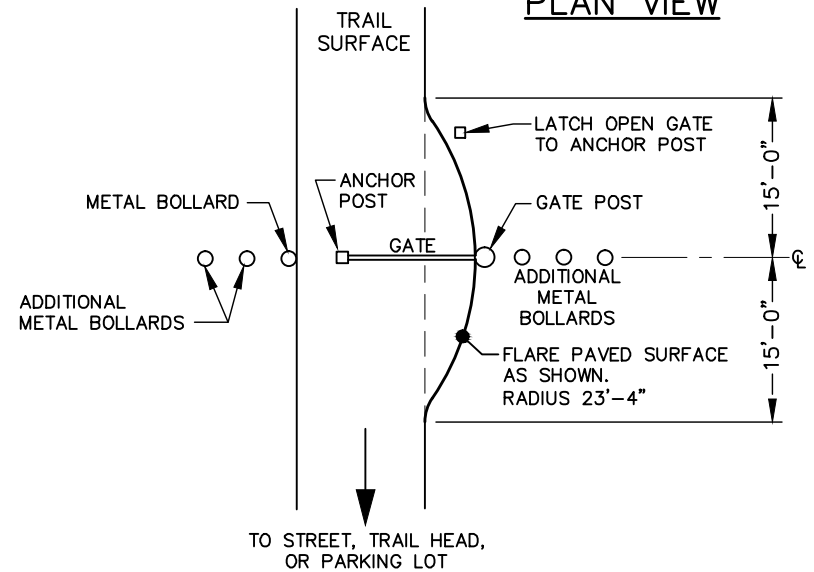


ELEVATION VIEW


NOTES:

- 1) ALL METAL SHALL BE GALVANIZED, PRIMED AND PAINTED. USE ONE COAT HAMMERITE PRIMER AND TWO COATS BENJAMIN MOORE HUNTER GREEN METAL ENAMEL.
- 2) ALL JOINTS SHALL BE WELDED SOLID.
- 3) CONTRACTOR SHALL PROVIDE SHOP DRAWING OF GATE LATCH ASSEMBLY ON ARM & ANCHOR POSTS TO THE TOWN OF CARY.
- 4) 3" DIAMETER REFLECTORS WITH GALVANIZED METAL BACKS SHALL BE ATTACHED TO THE STREET/TRAILHEAD SIDE OF THE GATE, ON ALL POSTS AND IN CENTER OF GATE ARM.

PLAN VIEW



STANDARD METAL GATE



EFFECTIVE: 12/10/09

DETAIL No.

09000.08

SHEET 1 OF 1