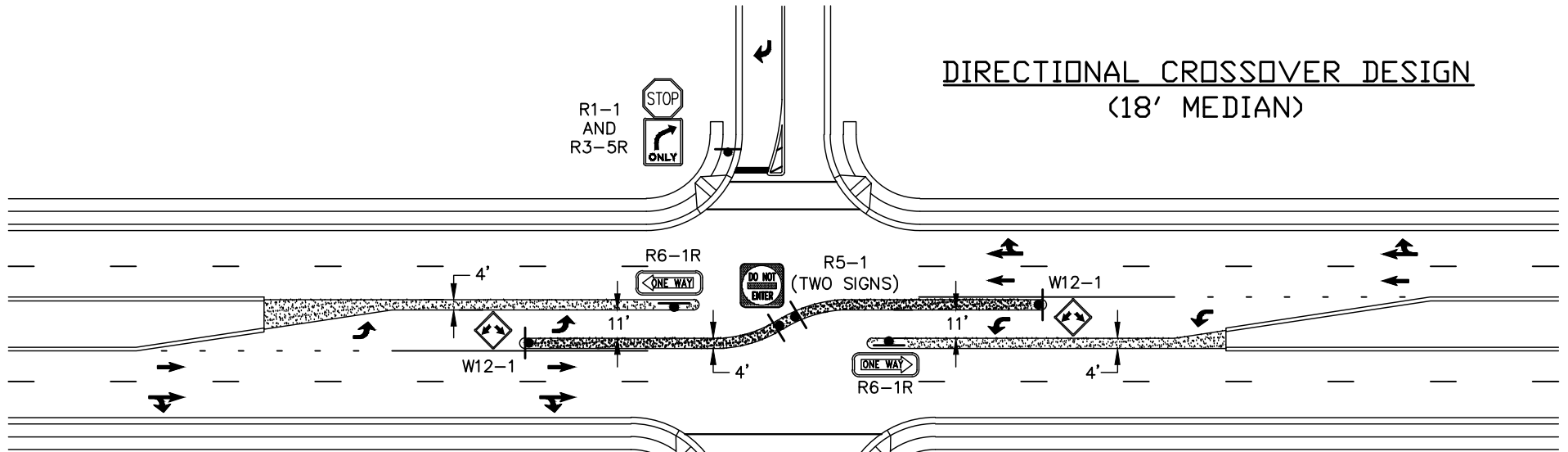
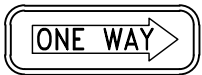



DIRECTIONAL CROSSOVER DESIGN (18' MEDIAN)



SIGN DETAIL



R6-1R
36" x 12"



W12-1
36" x 36"



R5-1
30" X 30"



R1-1
AND
R3-5R

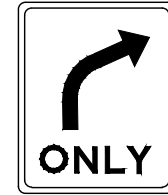


TYPICAL
SIGN
SYMBOL



R1-1
30" x 30"

SIGN DETAIL



R3-5R
30" x 36"




OM-3C
36" x 12"

NOTES:

- 1) FOR NARROWER MEDIAN, W12-1 SIGNS MAY BE REMOVED & REPLACED WITH OM-3C.
- 2) MEDIAN TO BE MONOLITHIC OR STAMPED CONCRETE. CONTACT ENGINEERING STAFF FOR GUIDANCE.
- 3) PROVIDE PAVEMENT MARKING ARROWS AS SHOWN.
- 4) AN ENGINEERING STUDY SHOULD PROVIDE THE APPROPRIATE STORAGE LENGTH FOR THE LEFT TURN LANES.

PAVEMENT MARKING AND SIGNING FOR DIRECTIONAL CROSSOVER



EFFECTIVE: 12/10/09

DETAIL No.

03000.22

SHEET 1 OF 1