
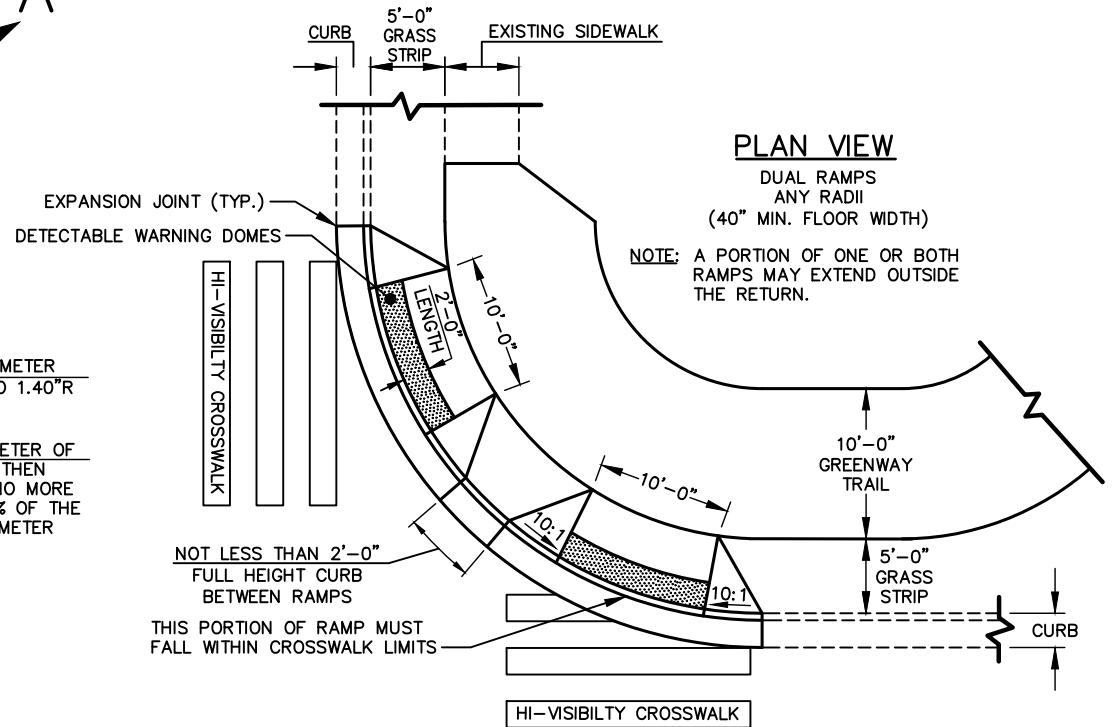
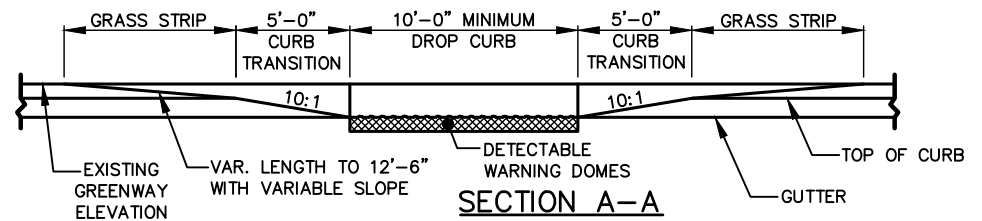
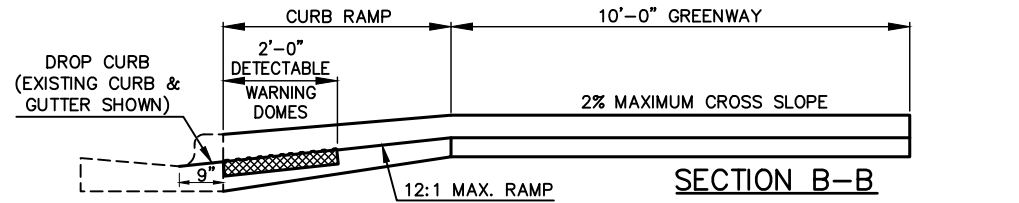
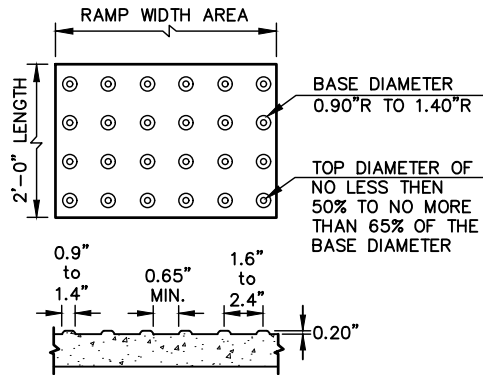


- NOTES:**
1. CONSTRUCT THE RAMP SURFACE TO BE STABLE, FIRM, AND SLIP RESISTANT.
  2. LOCATE CURB RAMP AND PLACE PEDESTRIAN CROSSWALK MARKINGS AS SHOWN IN THE PAVEMENT MARKING PLANS.
  3. ALLOWABLE CROSS SLOPE ON SIDEWALKS AND CURB RAMP WILL BE 2% MAXIMUM.
  4. SMALL CHANNELIZATION ISLANDS THAT CAN NOT PROVIDE A 5'x10' LANDING AT THE TOP OF RAMPS, WILL BE CUT THROUGH LEVEL WITH THE SURFACE STREET.

- NOTES:**
1. DETECTABLE WARNING DOMES WILL COVER 2 FEET OF LENGTH AND FULL WIDTH OF THE RAMP FLOOR AS SHOWN ON THE DETAILS.
  2. DETECTABLE WARNING DOMES WILL CONTRAST VISIBILITY WITH ADJOINING SURFACE, EITHER LIGHT-ON-DARK, OR DARK-ON-LIGHT SEQUENCE COVERING THE ENTIRE RAMP.



EFFECTIVE: 01/05/17

**GREENWAY CURB RAMP**

DETAIL No.

09000.07

SHEET 1 OF 1