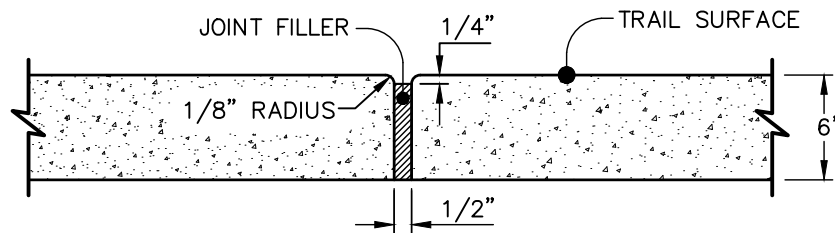


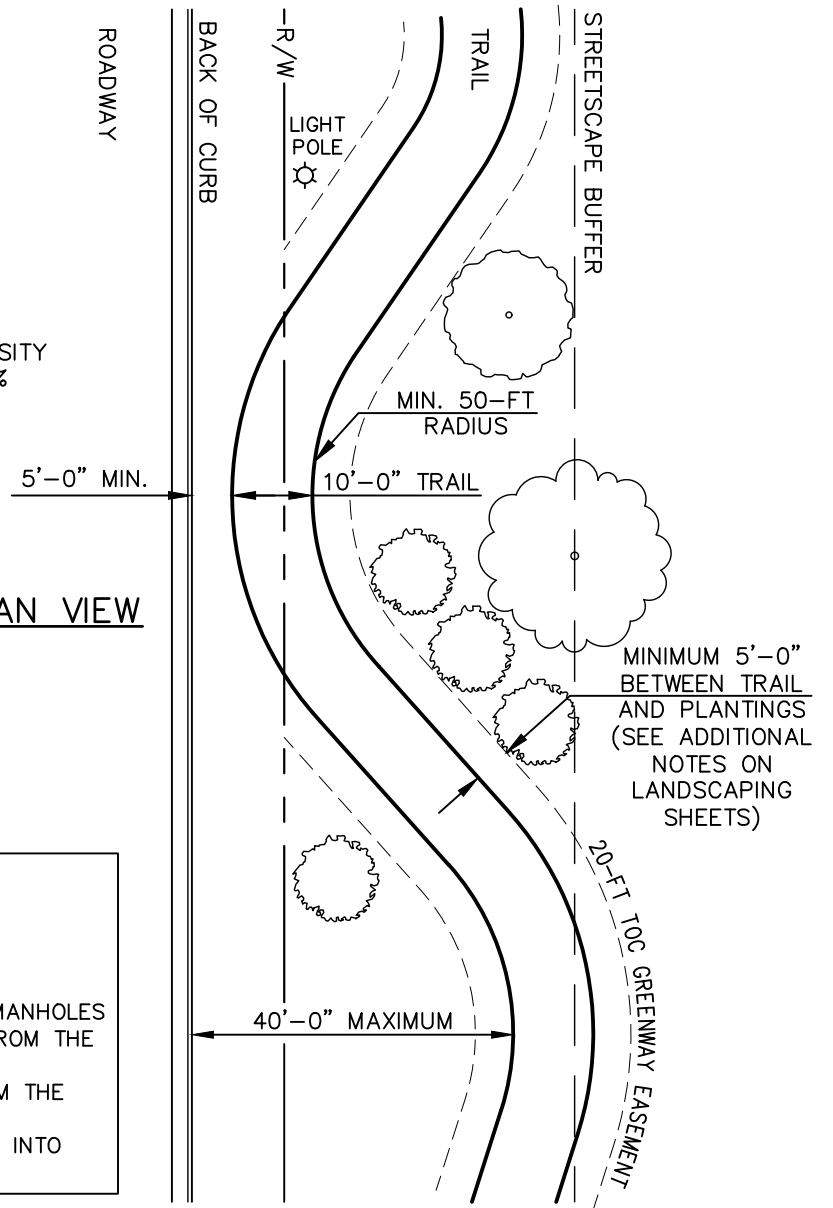
TYPICAL SECTION

COMPACTED TO A DENSITY OF NO LESS THAN 95%



TRANSVERSE EXPANSION JOINT

PLAN VIEW




- NOTES:**
1. TRANSVERSE EXPANSION JOINTS TO BE A MAXIMUM OF 50 FEET.
  2. ALL CONCRETE TO BE FINISHED WITH CURING COMPOUND.
  3. A 6 INCH DEPTH IS REQUIRED.
  4. SAW CUT JOINTS TO WIDTH OF TRAIL.
  5. NO ABOVE GROUND UTILITIES OR UTILITY SURFACE COVERS/PLATES/MANHOLES SHALL BE LOCATED WITHIN TRAIL AND SHALL BE MINIMUM 2 FEET FROM THE EDGE OF TRAIL.
  6. TRAILS WILL MEANDER BUT SHALL BE LOCATED MINIMUM 5 FEET FROM THE BACK OF CURB.
  7. SIDE SLOPES SHALL NOT EXCEED 3:1. CUT & FILL SLOPES SHALL TIE INTO EXISTING SLOPES TO CREATE AN EVEN TRANSITION.

STANDARD CONCRETE STREET-SIDE TRAIL

DETAIL No.

09000.05

SHEET 1 OF 1



EFFECTIVE: 01/05/17