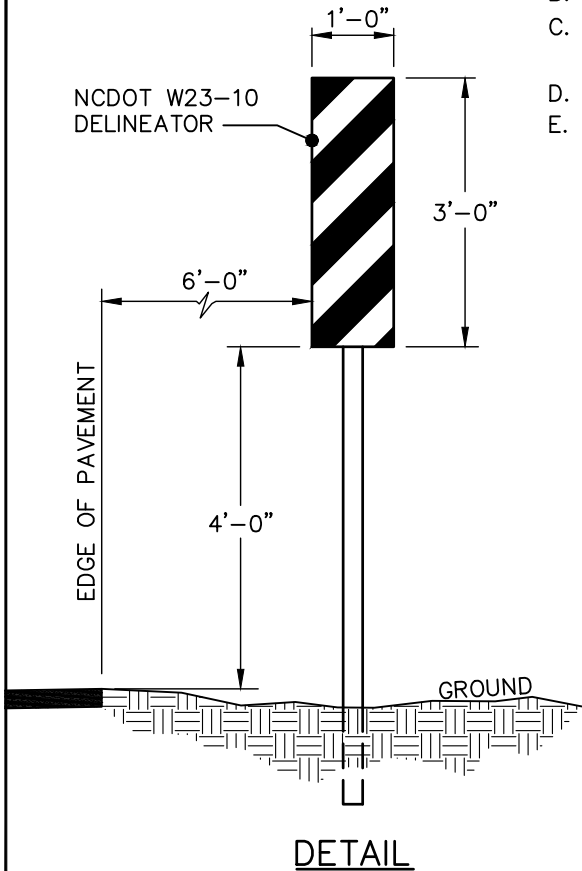



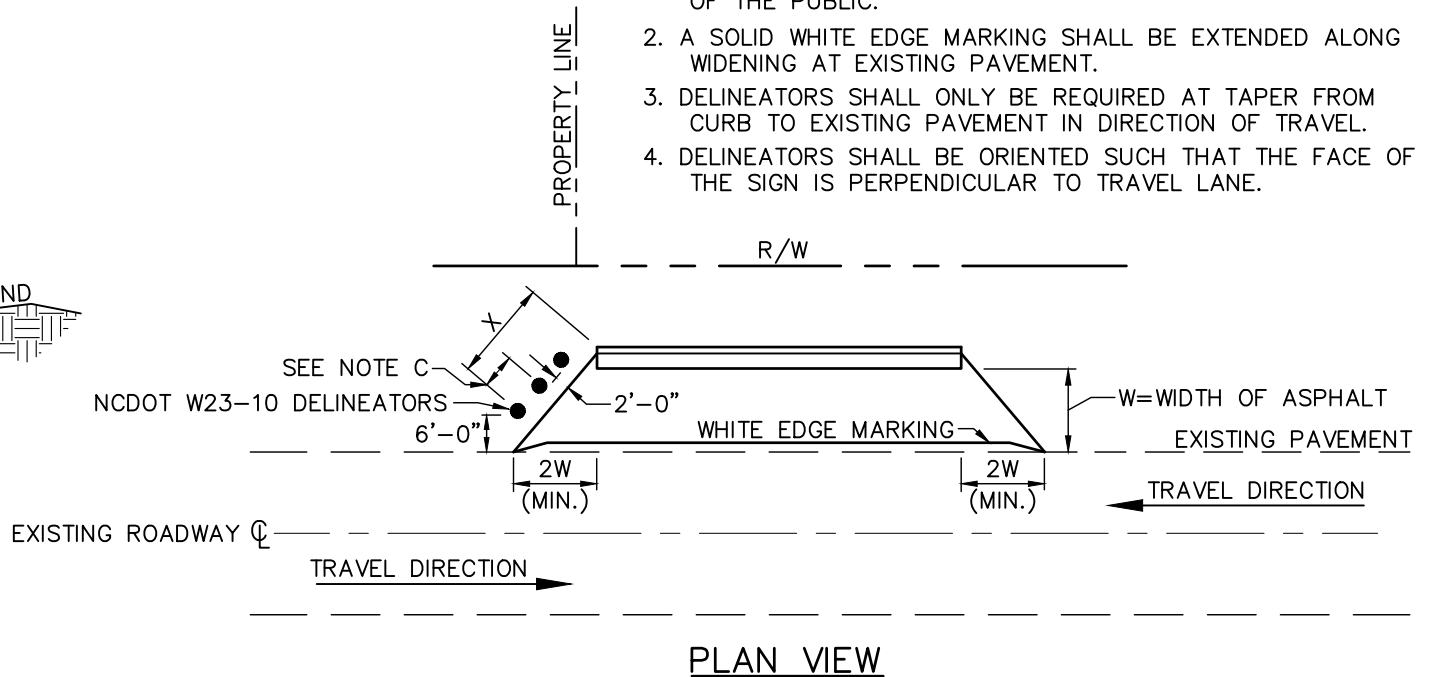
NOTES:

- A. BOTTOM EDGE OF DELINEATOR 4 FEET ABOVE ROADWAY.
- B. THE DELINEATOR STRIPES SHALL SLOPE UPWARD AND OUTWARD FROM TRAFFIC.
- C. DELINEATORS TO BE SPACED ON CENTERS AT $1/3$ OF THE DISTANCE 'X', SHOWN BELOW, FOR NEW ASPHALT WIDTHS ≤ 15 FEET OR AT $1/4$ OF 'X' FOR NEW ASPHALT WIDTHS > 15 FEET.
- D. DELINEATORS SHALL BE MOUNTED ON BREAKAWAY POSTS.
- E. DELINEATORS SHALL BE REFLECTORIZED.



NOTES:

- 1. TAPER ON BOTH ENDS OF ROADWAY WIDENING SHALL BE A MINIMUM 2:1. THE DIRECTOR OF TRANSPORTATION & FACILITIES AND/OR **NCDOT** RESERVE THE RIGHT TO REQUIRE A LONGER TAPER IF DEEMED NECESSARY FOR THE SAFETY OF THE PUBLIC.
- 2. A SOLID WHITE EDGE MARKING SHALL BE EXTENDED ALONG WIDENING AT EXISTING PAVEMENT.
- 3. DELINEATORS SHALL ONLY BE REQUIRED AT TAPER FROM CURB TO EXISTING PAVEMENT IN DIRECTION OF TRAVEL.
- 4. DELINEATORS SHALL BE ORIENTED SUCH THAT THE FACE OF THE SIGN IS PERPENDICULAR TO TRAVEL LANE.



EFFECTIVE: 01/05/17

STANDARD PAVEMENT WIDENING TAPER & MARKINGS

DETAIL No.

03000.24

SHEET 1 OF 1