

Avg. Min. of Footcandle
0.8 (at 105A)
0.11


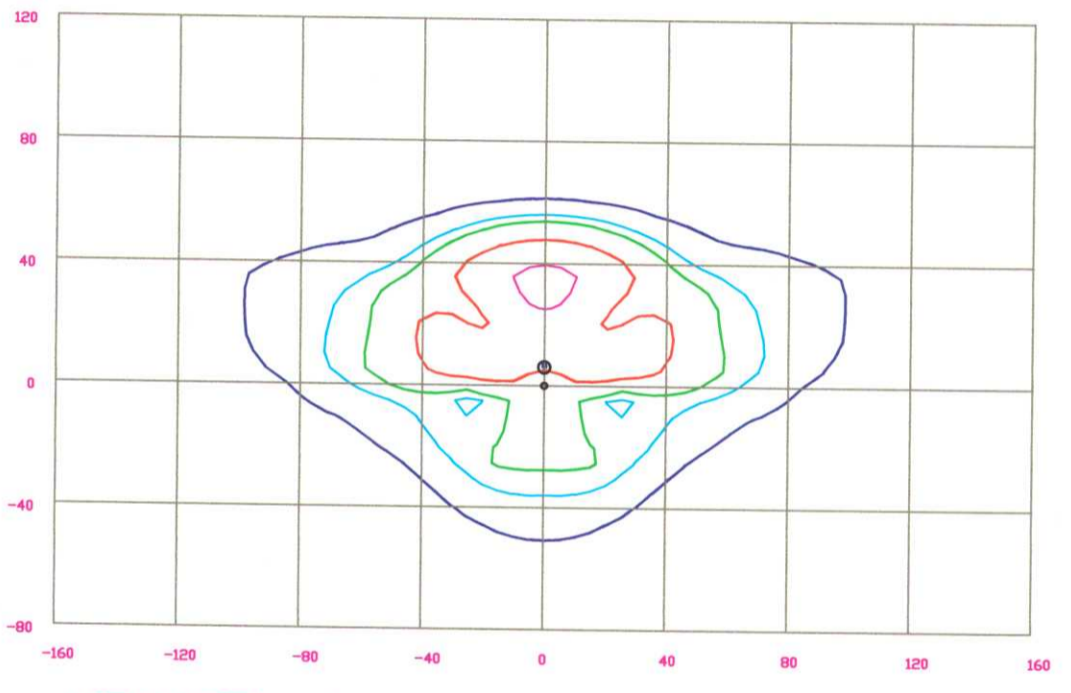
CALCULATION SUMMARY										
AREA NAME	DIMENSIONS	GRID / TYPE	# PTS	SPAC	GROUP	AVE	MAX	MIN	MAX/MIN	AVE/MIN
roadway	888.00x836.80ft	roadway / H-H	156	15.00	(+)	1.20	3.26	0.39	8.33	3.06

James Jackson Ave (10-013) LUMINAIRE SCHEDULE						
TYP	SYMBOL	DESCRIPTION	LAMP	LUMENS	MOUNTING/BALLAST	LLF QTY
105A	⊕	BetaLED LED105_1/POLE (1) *L105* LED105_1-4/POLE	(60) LED 6000K	-1	30' MT HT LEDway	0.85 5
E5A	⊕	GE Lighting Sys ENCL22_1/POLE (1) *E22* ENCL22_1/POLE EXISTING LIGHTS TO REMAIN	(1) LU 200	22000	30' MT HT SODIUM VAPOR	0.72 5

ISOFOOTCANDLE CURVES

FIXTURE: LED 105
MOUNTING HEIGHT: 30 FT
LIGHT SOURCE: 60 LED'S
PATTERN: TYPE II, B2-U2-G2(zero light at or above 90 degrees)


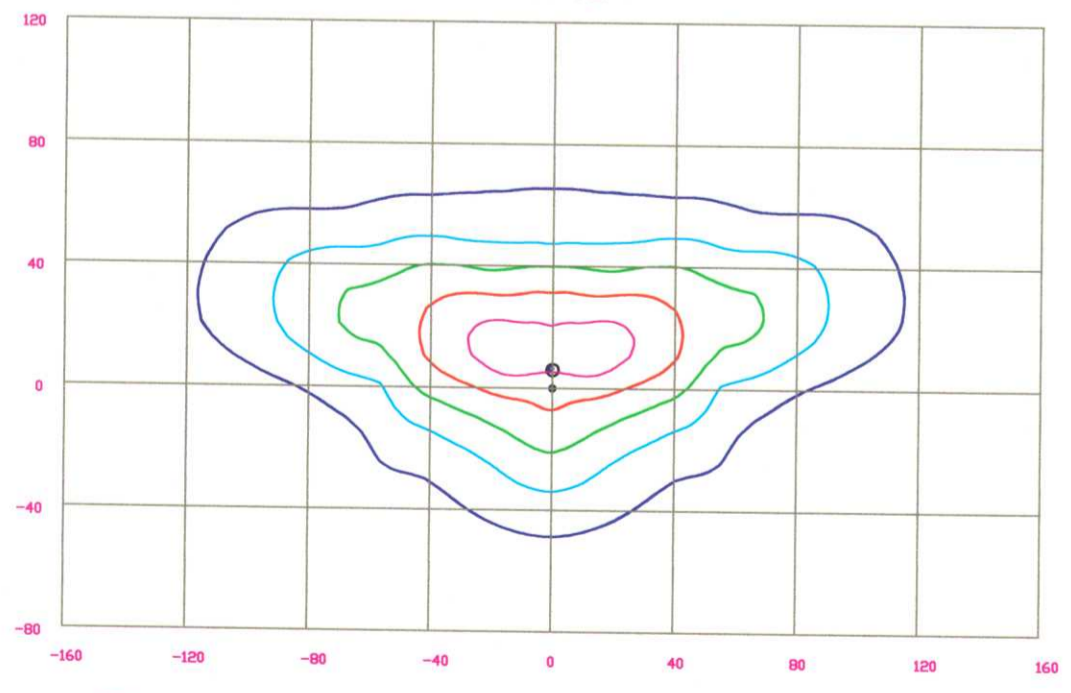
NOTE: THE FOOTCANDLE READINGS BELOW ARE MAINTAINED AND HAVE BEEN DEPRECIATED FOR LED LUMEN DEPRECIATION AND LUMINAIRE DIRT DEPRECIATION. FOR INITIAL FOOTCANDLES, DIVIDE THE READINGS BELOW BY .85.



ISOFOOTCANDLE CURVES

FIXTURE: ENCLOSED COBRA HEAD
MOUNTING HEIGHT: 30 FT
LAMP: 200W, 22000 LUMENS, SODIUM
PATTERN: TYPE III

NOTE: THE FOOTCANDLE READINGS BELOW ARE MAINTAINED AND HAVE BEEN DEPRECIATED FOR LAMP LUMEN DEPRECIATION AND LUMINAIRE DIRT DEPRECIATION. FOR INITIAL FOOTCANDLES, DIVIDE THE READINGS BELOW BY .72.



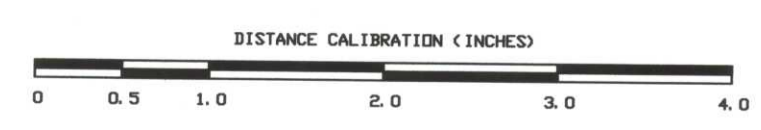
APPROVED
TOWN OF CARY
PROJECT # _____

APPROVED BY _____ DATE _____
PLANNING _____ DATE _____
ENGINEERING _____ DATE _____

LIGHTING DESIGN TOLERANCE

The calculated footcandle light levels in this lighting design are predicted values and are based on specific information that has been supplied to Progress Energy. Any inaccuracies in the supplied information, differences in luminaire installation, lighted area geometry including elevation differences, reflective properties of surrounding surfaces, obstructions (foliage or otherwise) in the lighted area, or lighting from sources other than listed in this design may produce different results from the predicted values. Normal tolerances of voltage, lamp output, and ballast and luminaire manufacture will also affect results.

Customer approval _____ Date _____



PROPRIETARY & CONFIDENTIAL

This document together with the concepts and designs presented herein, presented as an instrument of service, is the sole property of Progress Energy, and is intended only for the specific purpose and prospective client as stated in the title block of this drawing. Any use, copying, reproduction or disclosure of the drawing, design or any information contained herein by the prospective customer or other entities, including without limitation, architects, engineers, or equipment manufacturers is hereby expressly prohibited and shall not be permitted absent prior written consent from, and payment of compensation to Progress Energy. Progress Energy disclaims any liability or responsibility for any unauthorized use of or reliance on this document.

JAMES JACKSON AVENUE CARY NC	
SITE LIGHTING PLAN	
Designed by	PGN LIGHTING SOLUTIONS - CAROLINAS
Reviewed by	R. Simpkins Scale 1" = 40'
Date	02/12/2010 Size Drawing size "D"
Description	LED105 fixtures
Drawing No.	10-0013A Sht. 1 OF 1